MATHEMATICS

Number World — LKG

KALVIYOGI MATHS SERIES • LKG TO CLASS 5 • 1000 PAGES



Count • Trace • Play • Colour

Numbers 1 to 20, Shapes, Patterns and Fun Worksheets

With Kavin • Meena • Arun

© Edunivra Pvt Ltd

📚 What's Inside...

1 🔢 Numbers 1–10

2 🚂 Numbers 11–20

3 🧺 Counting Objects

4 🔷 Shapes & Colours

5 🐘 Big–Small, More–Less

6 🔁 Patterns

🏆 🎓 Games, Final Worksheets & Certificate

👋 Hello, Little Mathematician!

In this book you will count mangoes, trace numbers, play with shapes and finish fun worksheets. Kavin, Meena and Arun are with you on every page!

© Edunivra Pvt Ltd

🌍 How We Learn — The International Way

🇸🇬 Singapore CPA

1. Touch it — count real things: spoons, stones, crayons.
2. See it — count the pictures in this book.
3. Say & Write it — say the number, trace it, write it.

🇫🇮 Finland Play Way

Learn by playing. Go outside. Count steps, leaves and birds. No hurry. No fear. Every child learns at their own speed.

✋ Count on Your Fingers!

✋ + ✋ = 10 fingers — your first counting machine! Show 3 fingers. Show 7 fingers. Show 10!

🎵 Number Song

One, two — I love you! Three, four — open the door! Five, six — pick up sticks! Seven, eight — stand up straight! Nine, ten — count again!

© Edunivra Pvt Ltd

🎯 Goals & A Note for Parents

⭐ By the End of This Book, Your Child Can...

✔ Count 1 to 20 • ✔ Write numbers 1 to 20 • ✔ Count objects correctly • ✔ Name circle, square, triangle, rectangle • ✔ Say big/small, more/less, before/after • ✔ Continue simple patterns

💌 Dear Parent / Teacher

Give the child real objects to count every day. Praise trying, not only right answers. Do one or two pages a day — maths should feel like play. Answers for every worksheet are printed at the end of each chapter so you can check together, happily.

🧰 You Need

A pencil, crayons, 20 small stones or bottle caps, and a big smile! 😊

© Edunivra Pvt Ltd

📖 Story: The Number Garden

Kavin, Meena and Arun found a magical garden. Every flower in the garden had a number petal! “Count us,” sang the flowers, “and we will bloom!”

Kavin One sun, two butterflies... I can count everything!

Meena Touch each thing, say the number — slowly and happily!

💜 **OUR MISSION:** Learn numbers 1 to 10. Then every flower in the Number Garden will bloom!

© Edunivra Pvt Ltd

🔢 Numbers 1, 2, 3

1

One

🍎

1 1 1

2

Two

🍎🍎

2 2 2

3

Three

🍎🍎🍎

3 3 3

📖 Read With Me

1 sun in the sky. 2 eyes on my face. 3 wheels on an auto!

✋ Touch → See → Say

Touch 1 nose. See 2 shoes. Say: one, two, three!

© Edunivra Pvt Ltd

🔢 Numbers 4, 5

4

Four

🍎🍎🍎🍎

4 4 4

5

Five

🍎🍎🍎🍎🍎

5 5 5

📖 Read With Me

A chair has 4 legs. My hand has 5 fingers. Clap 4 times! Show 5 fingers!

© Edunivra Pvt Ltd

🔢 Numbers 6, 7, 8

6

Six



6 6 6

7

Seven



7 7 7

8

Eight



8 8 8

📖 Read With Me

6 eggs in a box. 7 colours in a rainbow. 8 legs on a spider!

© Edunivra Pvt Ltd

🔢 Numbers 9, 10

9

Nine



9 9 9

10

Ten



10 10 10

📖 Read With Me

9 players run. 10 fingers I have — five and five makes ten!

✏️ Trace 1 to 10

Trace each number slowly. Start at the top, come down with a smile!

1 1 1 1 1 1 1 1

2 2 2 2 2 2 2 2

3 3 3 3 3 3 3 3

4 4 4 4 4 4 4 4

5 5 5 5 5 5 5 5

© Edunivra Pvt Ltd

✏️ Trace and Count

6 6 6 6 6 6 6 6

7 7 7 7 7 7 7 7

8 8 8 8 8 8 8 8

9 9 9 9 9 9 9 9

10 10 10 10 10 10 10 10

🎲 Game

Ask a friend to say a number. Write it in the air with your finger — big!

© Edunivra Pvt Ltd

Count With the Friends

Arun I counted 5 mangoes. Touch, count, and the last number you say is the answer!

Count:



Count:

Count:



⭐ Golden Rule of Counting

Touch each object ONE time. Move slowly. The last number word you say tells you HOW MANY!

✏️ Worksheet 1.1 — Count and Write

Count slowly. Touch each picture and say the number!

1. Count and write:



2. Count and write:



3. Count and write:



4. Count and write:



5. Count and write:



6. Count and write:



✏️ Worksheet 1.2 — Circle the Number

Count the pictures. Circle the correct number with a crayon!

1. Count. Circle the number:



2 4 10

2. Count. Circle the number:



6 9 2

3. Count. Circle the number:



9 10 1

4. Count. Circle the number:



10 9 5

5. Count. Circle the number:



10 7 4

6. Count. Circle the number:



4 10 8

© Edunivra Pvt Ltd

✏️ Worksheet 1.3 — Trace the Numbers

Trace slowly on the grey numbers. Start at the top!

1 1 1 1 1 1

1 — One

2 2 2 2 2 2

2 — Two

3 3 3 3 3 3

3 — Three

© Edunivra Pvt Ltd

✏️ Worksheet 1.4 — Match the Number

Draw a line from each number to its picture group!

10	6	2	1	3

⬇️ match ⬇️

🚗
🍊🍊🍊
🍩🍩🍩🍩🍩🍩🍩🍩🍩🍩
🐢🐢🐢🐢🐢🐢
🌻🌻

© Edunivra Pvt Ltd

🎨 Worksheet 1.5 — Colour by Count

Count and colour only that many stars. Take your time!

1. Colour 1:

☆ ☆ ☆ ☆ ☆ ☆ ☆ ☆ ☆ ☆

2. Colour 1:

☆ ☆ ☆ ☆ ☆ ☆ ☆ ☆ ☆ ☆

3. Colour 2:

☆ ☆ ☆ ☆ ☆ ☆ ☆ ☆ ☆ ☆

4. Colour 8:

☆ ☆ ☆ ☆ ☆ ☆ ☆ ☆ ☆ ☆

© Edunivra Pvt Ltd

✏️ Worksheet 1.6 — Count and Write

Count slowly. Touch each picture and say the number!

1. Count and write:



2. Count and write:



3. Count and write:



4. Count and write:



5. Count and write:



6. Count and write:



✏️ Worksheet 1.7 — Circle the Number

Count the pictures. Circle the correct number with a crayon!

1. Count. Circle the number:



3 9 8

2. Count. Circle the number:



4 7 3

3. Count. Circle the number:



10 5 3

4. Count. Circle the number:



10 7 9

5. Count. Circle the number:



2 10 3

6. Count. Circle the number:



5 10 3

✏️ Worksheet 1.8 — Trace the Numbers

Trace slowly on the grey numbers. Start at the top!

7 7 7 7 7 7

7 — Seven

8 8 8 8 8 8

8 — Eight

9 9 9 9 9 9

9 — Nine

10 10 10 10 10 10

10 — Ten

© Edunivra Pvt Ltd

🎨 Fun Activity — Numbers 1–10

Find and count in this book's pictures, then do this page slowly and happily!

Count and write:



Draw 2 apples and colour them red:

🗣️ Say It!

Say the numbers 1 to 10 aloud to your friend. Clap for every number!

© Edunivra Pvt Ltd

🎨 Fun Activity — Numbers 1–10

Find and count in this book's pictures, then do this page slowly and happily!

Count and write:



Draw 3 apples and colour them red:

🗣️ Say It!

Say the numbers 1 to 10 aloud to your friend. Clap for every number!

© Edunivra Pvt Ltd

🔑 Answers — Numbers 1–10 (Part 1)

For parents and teachers. Tick gently — every try is a star!

Worksheet 1.1: 1) 10 2) 3 3) 10 4) 7 5) 10 6) 10

Worksheet 1.2: 1) 4 2) 6 3) 10 4) 10 5) 7 6) 10

© Edunivra Pvt Ltd

🔑 Answers — Numbers 1–10 (Part 2)

For parents and teachers. Tick gently — every try is a star!

Worksheet 1.3: Tracing practice — teacher/parent checks the strokes (numbers 1, 2, 3).

Worksheet 1.4: 10→10 pictures, 6→6 pictures, 2→2 pictures, 1→1 pictures, 3→3 pictures.

© Edunivra Pvt Ltd

🔑 Answers — Numbers 1–10 (Part 3)

For parents and teachers. Tick gently — every try is a star!

Worksheet 1.5: 1) colour the first 1 2) colour the first 1 3) colour the first 2 4) colour the first 8

Worksheet 1.6: 1) 9 2) 7 3) 9 4) 4 5) 7 6) 3

🔑 Answers — Numbers 1–10 (Part 4)

For parents and teachers. Tick gently — every try is a star!

Worksheet 1.7: 1) 3 2) 3 3) 5 4) 10 5) 2 6) 5

Worksheet 1.8: Tracing practice — teacher/parent checks the strokes (numbers 7, 8, 9, 10).

© Edunivra Pvt Ltd

The Long Number Train

The Number Train came back — with MORE coaches! After 10 comes 11, 12, 13... all the way to 20!

11

Eleven



+1

11 11 11

12

Twelve

+2

12 12 12

13

Thirteen



+3

13 13 13

🔢 Numbers 14, 15, 16

14
Fourteen



+4

14 14 14

15
Fifteen

+5

15 15 15

16
Sixteen

+6

16 16 16

💡 Easy Trick

14 = 10 + 4 | 15 = 10 + 5 | 16 = 10 + 6. First say TEN, then the small number!

🔢 Numbers 17 to 20

17
Seventeen
+7
17 17 17

18
Eighteen
+8
18 18 18

19
Nineteen
+9
19 19 19

20
Twenty
+10
20 20 20

📖 Read With Me

Twenty is two tens — 10 and 10! Count your fingers AND toes: 20!

© Edunivra Pvt Ltd

🔟 Ten and More

Make groups of ten. Ten sticks and 3 more sticks = **13**. Ten crayons and 7 more = **17**.



How many in all? ☐

✋ Try It

Take 10 stones in one hand's pile and 5 in another. Count all: 15!

↕️ Count Up, Count Down

11 → 12 → 13 → 14 → 15 → 16 → 17 → 18 → 19 → 20

20 → 19 → 18 → 17 → 16 → 15 → 14 → 13 → 12 → 11

🎵 Clap and Count

Clap for every number from 11 to 20. Jump at 20!

© Edunivra Pvt Ltd

✏️ Worksheet 2.1 — Count and Write

Count slowly. Touch each picture and say the number!

1. Count and write:



2. Count and write:



3. Count and write:



4. Count and write:



5. Count and write:



6. Count and write:



✏️ Worksheet 2.2 — Circle the Number

Count the pictures. Circle the correct number with a crayon!

1. Count. Circle the number:



12 15 14

2. Count. Circle the number:



17 12 14

3. Count. Circle the number:



17 19 12

4. Count. Circle the number:



20 15 14

5. Count. Circle the number:



14 16 17

6. Count. Circle the number:



20 17 11

© Edunivra Pvt Ltd

✏️ Worksheet 2.3 — Trace the Numbers

Trace slowly on the grey numbers. Start at the top!

11 11 11 11 11 11

11 — Eleven

12 12 12 12 12 12

12 — Twelve

13 13 13 13 13 13

13 — Thirteen

© Edunivra Pvt Ltd

✏️ Worksheet 2.4 — Match the Number

Draw a line from each number to its picture group!

11	12	15	16	19

⬇️ match ⬇️

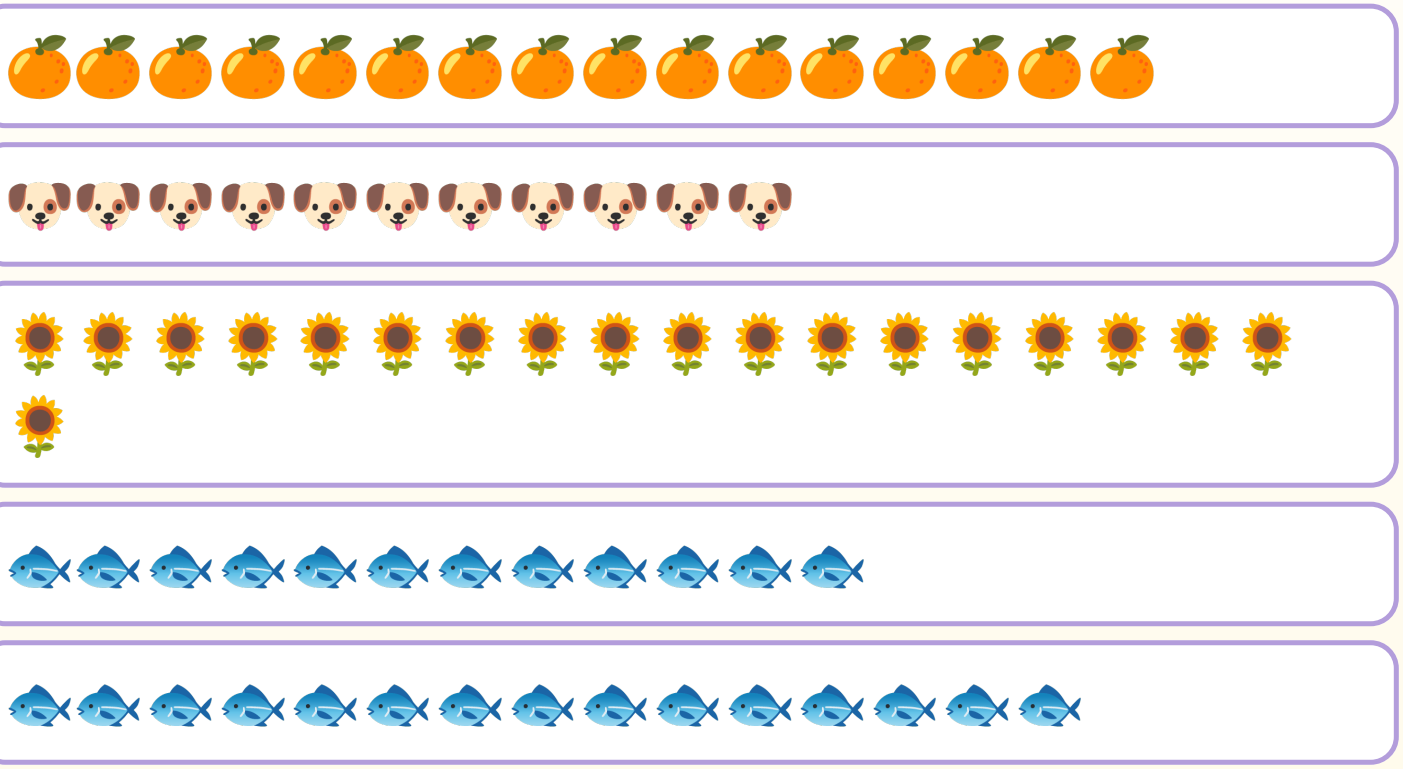

✏️ Worksheet 2.5 — Count and Write

Count slowly. Touch each picture and say the number!

1. Count and write:

🍩🍩🍩🍩🍩🍩🍩🍩🍩🍩🍩🍩🍩🍩 ☐

2. Count and write:

🍊🍊🍊🍊🍊🍊🍊🍊🍊🍊🍊🍊 ☐

3. Count and write:

🍌🍌🍌🍌🍌🍌🍌🍌🍌🍌🍌🍌🍌 ☐

4. Count and write:

🦁🦁🦁🦁🦁🦁🦁🦁🦁🦁🦁🦁 ☐

5. Count and write:

⭐⭐⭐⭐⭐⭐⭐⭐⭐⭐⭐⭐⭐⭐⭐ ☐

6. Count and write:

🍌🍌🍌🍌🍌🍌🍌🍌🍌🍌🍌🍌🍌 ☐

© Edunivra Pvt Ltd

✏️ Worksheet 2.6 — Trace the Numbers

Trace slowly on the grey numbers. Start at the top!

18 18 18 18 18 18

18 — Eighteen

19 19 19 19 19 19

19 — Nineteen

20 20 20 20 20 20

20 — Twenty

© Edunivra Pvt Ltd

🎨 Fun Activity — Numbers 11–20

Find and count in this book's pictures, then do this page slowly and happily!

Count and write:



Draw 2 apples and colour them red:

🗣️ Say It!

Say the numbers 1 to 10 aloud to your friend. Clap for every number!

© Edunivra Pvt Ltd

🎨 Fun Activity — Numbers 11–20

Find and count in this book's pictures, then do this page slowly and happily!

Count and write:



Draw 3 apples and colour them red:

🗣️ Say It!

Say the numbers 1 to 10 aloud to your friend. Clap for every number!

© Edunivra Pvt Ltd

🔑 Answers — Numbers 11–20 (Part 1)

For parents and teachers. Tick gently — every try is a star!

Worksheet 2.1: 1) 11 2) 20 3) 11 4) 15 5) 14 6) 14

Worksheet 2.2: 1) 12 2) 12 3) 12 4) 15 5) 17 6) 17

© Edunivra Pvt Ltd

🔑 Answers — Numbers 11–20 (Part 2)

For parents and teachers. Tick gently — every try is a star!

Worksheet 2.3: Tracing practice — teacher/parent checks the strokes (numbers 11, 12, 13).

Worksheet 2.4: 11→11 pictures, 12→12 pictures, 15→15 pictures, 16→16 pictures, 19→19 pictures.

© Edunivra Pvt Ltd

🔑 Answers — Numbers 11–20 (Part 3)

For parents and teachers. Tick gently — every try is a star!

Worksheet 2.5: 1) 15 2) 12 3) 14 4) 13 5) 17 6) 14

Worksheet 2.6: Tracing practice — teacher/parent checks the strokes (numbers 18, 19, 20).

© Edunivra Pvt Ltd

🧺 Counting Picnic

The friends went on a picnic. Meena packed idlis, Kavin packed bananas, Arun packed biscuits. Let us count the picnic!

🍌🍌🍌🍌🍌🍌 ☐

🍪🍪🍪🍪🍪🍪🍪🍪 ☐

👀 Count Carefully

Sometimes pictures hide! Count in lines, top to bottom. Cross each picture softly with your finger as you count.





⭐ **Trick**

Count the first line, then the next line. Add them in your head by counting on!

0️⃣ Zero — Nothing at All!

Meena My plate is empty. How many idlis? ZERO! 0 means nothing, empty!

Zero is a hero number. With zero we write 10 and 20!

Count the birds in this empty sky:

☁️ ☁️ ☁️ ____ (birds = 0!)

© Edunivra Pvt Ltd

🎯 How Many Game

Look at a group for five seconds. Close the book! How many did you see? Open and check. This game makes your eyes super fast!



🏠 Home Game (Finland)

Count the spoons on your table, the steps to your door, the buttons on Appa's shirt!

✏️ Worksheet 3.1 — Count and Write

Count slowly. Touch each picture and say the number!

1. Count and write:



2. Count and write:



3. Count and write:

4. Count and write:



5. Count and write:



6. Count and write:

✏️ Worksheet 3.2 — Circle the Number

Count the pictures. Circle the correct number with a crayon!

1. Count. Circle the number:



20 15 17

2. Count. Circle the number:



7 10 13

3. Count. Circle the number:



5 10 19

4. Count. Circle the number:



9 8 20

5. Count. Circle the number:



8 5 20

6. Count. Circle the number:



8 20 9

© Edunivra Pvt Ltd

✏️ Worksheet 3.3 — Count and Write

Count slowly. Touch each picture and say the number!

1. Count and write:



2. Count and write:



3. Count and write:



4. Count and write:



5. Count and write:



6. Count and write:



✏️ Worksheet 3.4 — Match the Number

Draw a line from each number to its picture group!

14	17	16	9	13

⬇️ match ⬇️

⚽⚽⚽⚽⚽⚽⚽⚽⚽⚽⚽⚽⚽⚽
🍎🍎🍎🍎🍎🍎🍎🍎🍎
🦁🦁🦁🦁🦁🦁🦁🦁🦁🦁🦁🦁🦁🦁
🍓🍓🍓🍓🍓🍓🍓🍓🍓🍓🍓🍓🍓🍓🍓🍓
🐤🐤🐤🐤🐤🐤🐤🐤🐤🐤🐤🐤🐤🐤🐤🐤

© Edunivra Pvt Ltd

🎨 Worksheet 3.5 — Colour by Count

Count and colour only that many stars. Take your time!

1. Colour 5:

☆ ☆ ☆ ☆ ☆ ☆ ☆ ☆ ☆ ☆

2. Colour 8:

☆ ☆ ☆ ☆ ☆ ☆ ☆ ☆ ☆ ☆

3. Colour 7:

☆ ☆ ☆ ☆ ☆ ☆ ☆ ☆ ☆ ☆

4. Colour 9:

☆ ☆ ☆ ☆ ☆ ☆ ☆ ☆ ☆ ☆

© Edunivra Pvt Ltd

✏️ Worksheet 3.6 — Circle the Number

Count the pictures. Circle the correct number with a crayon!

1. Count. Circle the number:



2 4 0

2. Count. Circle the number:



8 12 3

3. Count. Circle the number:



6 9 0

4. Count. Circle the number:



9 0 10

5. Count. Circle the number:

1 5 0

6. Count. Circle the number:



1 8 2

© Edunivra Pvt Ltd

🎨 Fun Activity — Counting Objects

Find and count in this book's pictures, then do this page slowly and happily!

Count and write:



Draw 2 apples and colour them red:

🗣️ Say It!

Say the numbers 1 to 10 aloud to your friend. Clap for every number!

© Edunivra Pvt Ltd

🔑 Answers — Counting Objects (Part 1)

For parents and teachers. Tick gently — every try is a star!

Worksheet 3.1: 1) 6 2) 14 3) 7 4) 7 5) 7 6) 1

Worksheet 3.2: 1) 17 2) 10 3) 10 4) 20 5) 5 6) 20

© Edunivra Pvt Ltd

🔑 Answers — Counting Objects (Part 2)

For parents and teachers. Tick gently — every try is a star!

Worksheet 3.3: 1) 16 2) 12 3) 11 4) 19 5) 18 6) 8

Worksheet 3.4: 14→14 pictures, 17→17 pictures, 16→16 pictures, 9→9 pictures, 13→13 pictures.

© Edunivra Pvt Ltd

🔑 Answers — Counting Objects (Part 3)

For parents and teachers. Tick gently — every try is a star!

Worksheet 3.5: 1) colour the first 5 2) colour the first 8 3) colour the first 7 4) colour the first 9

Worksheet 3.6: 1) 4 2) 3 3) 6 4) 9 5) 0 6) 1

© Edunivra Pvt Ltd

🔴 Circle



About the Circle

A circle is round. It has NO corners. It rolls and rolls!

👀 See a Circle

Sun ☀️ • Ball ⚽ • Wheel 🛞 • Coin • Bangle

📖 Read With Me

The ball is a circle. It rolls!

🟦 Square



About the Square

A square has 4 sides. All 4 sides are EQUAL. It has 4 corners.

👀 See a Square

Window 🪟 • Chess board • Handkerchief • Bread slice 🍞

📖 Read With Me

The window is a square.

🔺 Triangle



About the Triangle

A triangle has 3 sides and 3 corners. Tri means THREE!

👀 See a Triangle

Mountain 🏔️ • Roof • Samosa • Pizza slice 🍕

📖 Read With Me

The roof is a triangle.

🟧 Rectangle & Oval



About the Rectangle & Oval

A rectangle has 4 sides — 2 long and 2 short. An oval is a stretched circle, like an egg!

👀 See a Rectangle & Oval

Door 🚪 • Book 📕 • Bus 🚌 • Egg 🥚 • Lemon 🍋

📖 Read With Me

The door is a rectangle. The egg is an oval.

© Edunivra Pvt Ltd

🌈 Colours All Around

RED 🍎 ORANGE 🍊 YELLOW 🍌 GREEN 🌿 BLUE 🌊 PURPLE 🍇

🎨 Try It

Name the colour of your shirt, your bag and your friend's pencil!

✏️ Worksheet 4.1 — Count and Write

Count slowly. Touch each picture and say the number!

1. Count and write:

2. Count and write:



3. Count and write:



4. Count and write:



5. Count and write:



6. Count and write:



✏️ Worksheet 4.2 — Circle the Number

Count the pictures. Circle the correct number with a crayon!

1. Count. Circle the number:



7 5 8

2. Count. Circle the number:



4 1 3

3. Count. Circle the number:



8 4 7

4. Count. Circle the number:



5 3 1

5. Count. Circle the number:



5 9 4

6. Count. Circle the number:



9 8 7

© Edunivra Pvt Ltd

✏️ Worksheet 4.3 — Match the Number

Draw a line from each number to its picture group!

2	5	7	3	9

⬇️ match ⬇️

🍩🍩🍩🍩🍩
🍩🍩🍩🍩🍩🍩🍩
🍇🍇
🎈🎈🎈🎈🎈🎈🎈🎈🎈
⚽⚽⚽

🎨 Worksheet 4.4 — Colour by Count

Count and colour only that many stars. Take your time!

1. Colour 6:

☆ ☆ ☆ ☆ ☆ ☆ ☆ ☆ ☆ ☆

2. Colour 3:

☆ ☆ ☆ ☆ ☆ ☆ ☆ ☆ ☆ ☆

3. Colour 6:

☆ ☆ ☆ ☆ ☆ ☆ ☆ ☆ ☆ ☆

4. Colour 9:

☆ ☆ ☆ ☆ ☆ ☆ ☆ ☆ ☆ ☆

© Edunivra Pvt Ltd

✏️ Worksheet 4.5 — Count and Write

Count slowly. Touch each picture and say the number!

1. Count and write:



2. Count and write:



3. Count and write:



4. Count and write:



5. Count and write:



6. Count and write:



© Edunivra Pvt Ltd

🎨 Fun Activity — Shapes & Colours

Find and count in this book's pictures, then do this page slowly and happily!

Count and write:



Draw 2 apples and colour them red:

🗣️ Say It!

Say the numbers 1 to 10 aloud to your friend. Clap for every number!

© Edunivra Pvt Ltd

🔑 Answers — Shapes & Colours (Part 1)

For parents and teachers. Tick gently — every try is a star!

Worksheet 4.1: 1) 3 2) 2 3) 10 4) 2 5) 10 6) 4

Worksheet 4.2: 1) 7 2) 1 3) 7 4) 3 5) 9 6) 7

© Edunivra Pvt Ltd

🔑 Answers — Shapes & Colours (Part 2)

For parents and teachers. Tick gently — every try is a star!

Worksheet 4.3: 2→2 pictures, 5→5 pictures, 7→7 pictures, 3→3 pictures, 9→9 pictures.

Worksheet 4.4: 1) colour the first 6 2) colour the first 3 3) colour the first 6 4) colour the first 9

🔑 Answers — Shapes & Colours (Part 3)

For parents and teachers. Tick gently — every try is a star!

Worksheet 4.5: 1) 13 2) 7 3) 11 4) 11 5) 13 6) 13

🐘 Big and Small




The elephant is **BIG**. The mouse is **SMALL**. A bus is big, a cycle is small. Amma is big, baby is small!

Circle the BIG one:

🍎 🍉

Circle the SMALL one:

🐶 🐘

📏 Long, Short, Tall

A train is **LONG**. A pencil is **SHORT**. A giraffe is **TALL**. A duck is short.

Which is TALL?

 

✋ Try It

Stand next to Appa. Who is tall? Who is short? Both are perfect!

⚖️ More and Less

5 mangoes are **MORE** than 2 mangoes. 1 star is **LESS** than 4 stars. Count first, then say more or less!



Which is MORE?

Before and After

The bunny hops on number steps. The step behind is **BEFORE**. The step ahead is **AFTER**.

4 5 6

Before 5 is **4**. After 5 is **6**.

🎯 Between

The middle number is **BETWEEN** its two friends.

7 8 9

8 is between 7 and 9. You are between your two friends in the line!

🎲 Line Game

Stand in a line of 3 friends. The middle friend says: “I am BETWEEN!”

© Edunivra Pvt Ltd

✏️ Worksheet 5.1 — More or Less?

Count both groups. Circle the group with MORE pictures!

1. Which group has MORE? Circle it:



2. Which group has MORE? Circle it:



3. Which group has MORE? Circle it:



4. Which group has MORE? Circle it:



5. Which group has MORE? Circle it:



6. Which group has MORE? Circle it:



✏️ Worksheet 5.2 — Before, After, Between

Think of the number train. Which number is hiding?

1. Fill the missing number:
__ , 9 (before)

2. Fill the missing number:
4 , __ (after)

3. Fill the missing number:
8 , __ , 10 (between)

4. Fill the missing number:
__ , 5 (before)

5. Fill the missing number:
9 , __ (after)

6. Fill the missing number:
6 , __ , 8 (between)

© Edunivra Pvt Ltd

✏️ Worksheet 5.3 — More or Less?

Count both groups. Circle the group with MORE pictures!

1. Which group has MORE? Circle it:

🚂🚂🚂🚂🚂🚂🚂🚂 | 🐤🐤

2. Which group has MORE? Circle it:

🌸🌸🌸🌸🌸🌸 | 🍓🍓

3. Which group has MORE? Circle it:

🍩🍩🍩🍩🍩🍩🍩🍩 | 🍌🍌🍌🍌🍌🍌🍌🍌🍌🍌

4. Which group has MORE? Circle it:

🍕🍕🍕🍕🍕🍕 | 🐢🐢

5. Which group has MORE? Circle it:

🐢🐢🐢🐢🐢🐢 | ⚽⚽⚽

6. Which group has MORE? Circle it:

🌻🌻🌻 | 🍊🍊

© Edunivra Pvt Ltd

✏️ Worksheet 5.4 — Before, After, Between

Think of the number train. Which number is hiding?

1. Fill the missing number:
__ , 17 (before)

2. Fill the missing number:
18 , __ (after)

3. Fill the missing number:
11 , __ , 13 (between)

4. Fill the missing number:
__ , 9 (before)

5. Fill the missing number:
8 , __ (after)

6. Fill the missing number:
16 , __ , 18 (between)

© Edunivra Pvt Ltd

✏️ Worksheet 5.5 — More or Less?

Count both groups. Circle the group with MORE pictures!

1. Which group has MORE? Circle it:



2. Which group has MORE? Circle it:



3. Which group has MORE? Circle it:



4. Which group has MORE? Circle it:



5. Which group has MORE? Circle it:



6. Which group has MORE? Circle it:



🎨 Fun Activity — Big–Small / More–Less / Before–After

Find and count in this book's pictures, then do this page slowly and happily!

Count and write:



Draw 2 apples and colour them red:

🗣️ Say It!

Say the numbers 1 to 10 aloud to your friend. Clap for every number!

🔑 Answers — Big–Small / More–Less / Before–After (Part 1)

For parents and teachers. Tick gently — every try is a star!

Worksheet 5.1: 1) second (10) 2) second (9) 3) second (8) 4) second (7) 5) first (10) 6) second (4)

Worksheet 5.2: 1) 8 2) 5 3) 9 4) 4 5) 10 6) 7

© Edunivra Pvt Ltd

🔑 Answers — Big–Small / More–Less / Before–After (Part 2)

For parents and teachers. Tick gently — every try is a star!

Worksheet 5.3: 1) first (8) 2) first (6) 3) second (10) 4) first (6) 5) first (6) 6) first (3)

Worksheet 5.4: 1) 16 2) 19 3) 12 4) 8 5) 9 6) 17

© Edunivra Pvt Ltd

🔑 Answers — Big–Small / More–Less / Before–After (Part 3)

For parents and teachers. Tick gently — every try is a star!

Worksheet 5.5: 1) second (8) 2) second (6) 3) second (6) 4) second (5) 5) second (8) 6) first (5)

🔁 What Is a Pattern?

When things take turns in a line again and again, it is a **PATTERN**. Patterns are music for the eyes!



Red, blue, red, blue... What comes next? RED's friend BLUE — no wait, after blue comes RED again!

🎨 Colour & Shape Patterns



Two stars, one moon. Two stars, one moon!

🔺🟦🔺🟦🔺 ___

🗣️ Say the Pattern

Say it aloud and clap: TRIANGLE (clap), SQUARE (clap)... Your ears can hear patterns too!

🏠 Patterns at Home

Patterns hide everywhere: tiles on the floor, stripes on a shirt, spoon-fork-spoon-fork on the table!

🎲 Make Your Own

Use crayons: red, green, red, green. Now make a NEW pattern and show Amma!

✏️ Worksheet 6.1 — Patterns

Look, say the pattern aloud, then draw or write what comes next!

1. What comes next?

🔴🔵🔴🔵🔴🔵 ___

2. What comes next?

⭐⭐🌙⭐⭐🌙 ___

3. What comes next?

🍎🍌🍌🍎🍌🍌 ___

4. What comes next?

🔺🟦🔺🟦🔺🟦 ___

5. What comes next?

🐶🐶🐱🐶🐶🐱 ___

6. What comes next?

🌸🌻🌻🌸🌻🌻 ___

© Edunivra Pvt Ltd

✏️ Worksheet 6.2 — Patterns

Look, say the pattern aloud, then draw or write what comes next!

1. What comes next?

🔴🔵🔴🔵🔴🔵 ___

2. What comes next?

⭐⭐🌙⭐⭐🌙 ___

3. What comes next?

🍎🍌🍌🍎🍌🍌 ___

4. What comes next?

🔺🟦🔺🟦🔺🟦 ___

5. What comes next?

🐶🐶🐱🐶🐶🐱 ___

6. What comes next?

🌸🌻🌻🌸🌻🌻 ___

© Edunivra Pvt Ltd

✏️ Worksheet 6.3 — Patterns

Look, say the pattern aloud, then draw or write what comes next!

1. What comes next?

🔴🔵🔴🔵🔴🔵 ___

2. What comes next?

⭐⭐🌙⭐⭐🌙 ___

3. What comes next?

🍎🍌🍌🍎🍌🍌 ___

4. What comes next?

🔺🟦🔺🟦🔺🟦 ___

5. What comes next?

🐶🐶🐱🐶🐶🐱 ___

6. What comes next?

🌸🌻🌻🌸🌻🌻 ___

© Edunivra Pvt Ltd

✏️ Worksheet 6.4 — Patterns

Look, say the pattern aloud, then draw or write what comes next!

1. What comes next?

🔴🔵🔴🔵🔴🔵 ___

2. What comes next?

⭐⭐🌙⭐⭐🌙 ___

3. What comes next?

🍎🍌🍌🍎🍌🍌 ___

4. What comes next?

🔺🟦🔺🟦🔺🟦 ___

5. What comes next?

🐶🐶🐱🐶🐶🐱 ___

6. What comes next?

🌸🌻🌻🌸🌻🌻 ___

© Edunivra Pvt Ltd

🎨 Fun Activity — Patterns

Find and count in this book's pictures, then do this page slowly and happily!

Count and write:



Draw 2 apples and colour them red:

🗣️ Say It!

Say the numbers 1 to 10 aloud to your friend. Clap for every number!

© Edunivra Pvt Ltd

🔑 Answers — Patterns (Part 1)

For parents and teachers. Tick gently — every try is a star!

Worksheet 6.1: 1) 🔴 2) ⭐ 3) 🍎 4) 🔺 5) 🐶 6) 🌸

Worksheet 6.2: 1) 🔴 2) ⭐ 3) 🍎 4) 🔺 5) 🐶 6) 🌸

© Edunivra Pvt Ltd

🔑 Answers — Patterns (Part 2)

For parents and teachers. Tick gently — every try is a star!

Worksheet 6.3: 1) 🔴 2) ⭐ 3) 🍎 4) 🔺 5) 🐶 6) 🌸

Worksheet 6.4: 1) 🔴 2) ⭐ 3) 🍎 4) 🔺 5) 🐶 6) 🌸

© Edunivra Pvt Ltd

🎲 The Number Path Game — Full Page!

How to play (2–4 players): Put a coin on START. Roll a dice, move and say the number aloud. First to reach HOME wins!

START 🏠	1️⃣	2️⃣	3️⃣	4️⃣	5️⃣

⬇️ keep going ⬇️

6️⃣	7️⃣	8️⃣	9️⃣	🔟	🏆 HOME!

⭐ **Bonus**

Land on an even number — clap twice! Land on 5 — show 5 fingers!

✏️ Worksheet F.1 — Count and Write

Count slowly. Touch each picture and say the number!

1. Count and write:



2. Count and write:



3. Count and write:



4. Count and write:



5. Count and write:

6. Count and write:



✏️ Worksheet F.2 — Before, After, Between

Think of the number train. Which number is hiding?

1. Fill the missing number:
__ , 4 (before)

2. Fill the missing number:
14 , __ (after)

3. Fill the missing number:
6 , __ , 8 (between)

4. Fill the missing number:
__ , 14 (before)

5. Fill the missing number:
9 , __ (after)

6. Fill the missing number:
15 , __ , 17 (between)

© Edunivra Pvt Ltd

🔑 Answers — Final Worksheets

For parents and teachers:

Worksheet F.1: 1) 15 2) 12 3) 9 4) 18 5) 15 6) 18

Worksheet F.2: 1) 3 2) 15 3) 7 4) 13 5) 10 6) 16

🏆 Final Quiz — Say the Answers!

1. Count 1 to 20 aloud. 2. What comes after 14? (15) 3. What comes before 10? (9) 4. Which has more: 7 stars or 4 stars? (7) 5. Name 4 shapes. 6. What comes next: 🔴🔵🔴🔵🔴 __ (🔵)

📝 My Big Review

✅ I Can Do It!

⭐ I can count 1 to 20. ⭐ I can write 1 to 20. ⭐ I can count objects. ⭐ I know 4 shapes and many colours. ⭐ I can say big/small, more/less, before/after. ⭐ I can finish a pattern.

Colour a star for everything you can do!

Draw yourself counting your favourite things:

© Edunivra Pvt Ltd

🏆 CERTIFICATE 🏆

This is to say that

_____

has finished **LKG MATHEMATICS — NUMBER WORLD**
and is a **NUMBER STAR!** ⭐



Teacher's sign: _____ Date: _____

Kalviyogi Mathematics Series • 369 Tesla • Kalviyogi • © Edunivra Pvt Ltd

💜 Dear Number Star, keep counting everything you see — the world is full of numbers.
Next: **UKG Mathematics — Number Adventures!**